













Endangered: Tiger Rules Summary (v2)

						
		T				
		T				
			TT			
				TT		
					T	
					T	

Rules specific to tigers are in red!

Setup:

- Place the game board on the table, forest side up.
 - Place tigers (T) as indicated (7 left in the supply).
 - Put year marker on square 1 of its calendar track.
- Place 16 deforestation tiles in the supply.
- 25 Money, 25 influence cubes, black & orange dice nearby.
- Choose difficulty level for your game:
 - Easy: Only need 3 Yes votes to win.
 - Normal: Regular rules.
 - Hard: Begin with the Clearcutting card already in play.
- Shuffle the tiger impact deck face down by the game board.
- Randomly place 3 blue, 2 green, 1 grey ambassador cards face down above the game board.
- Each player takes a role and its matching turn marker, 3 dice, specialty cards, 14 player cards and player aid card.
 - Choose ONE specialty card to keep (other goes to the box).
 - Immediately play the card specified at the bottom. Note:
 - Action: put in the action zone side of the game board.
 - Continuous: put face up by your board (just for you).
 - Once: Do it then discard it (to your own discard pile).
 - Place your 3 dice & turn marker around your player board.
 - Shuffle the player deck. Draw 2 face up cards to your hand.

Game Play (not clockwise - choose play order each round):

1) Actions (via your 3 dice)

- Place your turn marker on top of the year marker (in a stack).
- Retrieve your 3 dice from wherever they are and roll them.
- One at a time, place a die on any available action zone card.
 - The die remains on that card until your next turn.
 - Perform the action specified on the card.
 - You may not place a die on a card where you have a die.
 - The value of the die must be greater than any die there.
 - 2 player game: must be at least 2 higher.
 - Social Media Campaign ignores the rule restrictions.
 - In order to play a card from your hand you must select an action that allows this. There are 3 types of cards to play:
 - Action: put in the action zone side of the game board.
 - Continuous: put face up by your board (just for you).
 - Once: Do it then discard it (to your own discard pile).

2) Offspring (via rules for this scenario)

- If there is at least one pair of tigers on a square:
 - Roll the orange offspring die.
 - If its value is less or equal to the number of tiger pairs+1:
 - Place an offspring tiger on an empty space adjacent (not diagonal) to any tiger pair.
 - If not possible, no offspring are produced.
 - Move 1 of the tigers from that pair to an empty adjacent (not diagonal) space.
 - If not possible, the moving tiger is lost.

3) Destruction (via rules for this scenario)

- Choose a row or column (line) that contains at least 1 tiger.
- Roll the black destruction die.
 - Place a deforestation tile on that space in the row/column.
 - If no deforestation tiles are left in the supply: LOSE!
 - If there already is a tile in that space, place it in a space towards the closest tiger in that line without a tile.
 - All tigers in that space are sent back to the supply.
 - If only 1 tiger (or less) is on the board: LOSE!

4) Impact (if deck runs out, shuffle discards for a new deck)

- Reveal the top card of the impact deck. Two types:
 - Instant: Do it now! Then put it in the face up discard pile.
 - Persistent: Place face up next to the impact deck. Its ongoing effect stays in play until told to remove/discard it.
 - Resolve in order with the oldest being resolved first.

5) Upkeep (if deck runs out, shuffle discards for a new deck*)

- Draw 1 card from your action deck to your (unlimited) hand. (this is optional*)
- Pick a player who hasn't had a turn this round to go next.
 - If every player has had a turn, do the year end first!

Ambassadors (need yes votes of revealed ambassadors):

- Placing an influence cube reveals an ambassador (cube stays)
- Each ambassador has different criteria needed for a yes vote!

Money (each money token is 1 million dollars... no sharing!):

- Gained money comes from the supply.
- Spent money returns to the supply.

Animals:

- When adding an animal, take it from the supply.
- When losing an animal, return it to the supply.
 - If only 1 animal (or less) is left on the board: LOSE!
- Some actions allow you to move animals.
 - May not move onto or through destruction tiles unless told.
 - May move onto a tile with other animals.

Year End (icons are based on the number of players):

Voting years have a black (1st) or red (2nd) icon on the side.

- If this is a voting year, check each revealed ambassador.
 - If at least 4 (only 3 for Easy) vote yes: WIN!
 - If this was the 1st voting year and no win: Continue!
 - If this was the 2nd voting year and no win: LOSE!
- Continue: move the year marker to the next year & give turn markers back to players. The player who went last chooses who goes next (not themselves).

Note: this scenario can be part of an Endangered Campaign.

* Official rules update per Joe Hopkins, game designer